

**YOU
CAN
DO IT**
ANYTIME,* ANYWHERE[†]

AVAILABLE IN LIBREVIEW[‡] AGP REPORT WITH TIME IN RANGE




**FreeStyle
Libre 2**
FLASH GLUCOSE MONITORING SYSTEM


life. to the fullest.®
Abbott

The FreeStyle Libre 2 flash glucose monitoring system is indicated for measuring interstitial fluid glucose levels in people aged 4 years and older with diabetes mellitus. The FreeStyle Libre flash glucose monitoring system is indicated for measuring interstitial fluid glucose levels in adults aged 18 years and older with diabetes mellitus. Always read and follow the label/insert.

The FreeStyle Libre 2 app is only compatible with certain mobile devices and operating systems. Please check the website for more information about device compatibility before using the app.

AGP, ambulatory glucose profile.

* 60-minute warm-up required when applying the sensor.

† Sensor is water-resistant in up to 1 metre (3 feet) of water. Do not immerse longer than 30 minutes. Not to be used above 10,000 feet.

‡ The LibreView website is only compatible with certain operating systems and browsers. Please check www.LibreView.com for additional information.

Look beyond A1C for the real story behind your patients' glucose results

A1C has limitations

A1C reflects average glucose over the last 2-3 months; it does not show glycemic excursions of hyperglycemia and hypoglycemia¹



Time In Range helps you to quickly assess patients' glucose control and contextualize A1C by showing the percentage of readings and time per day in and out of range

Every 10% increase in Time In Range = ~0.8% decrease in A1C²

Easily identify glucose patterns and trends in a single-page comprehensive report

The AGP report shows:

1 Glucose Statistics and Targets

AGP Report

18 March 2020 - 31 March 2020 (14 Days)

LibreView*

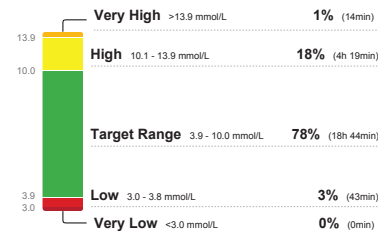
GLUCOSE STATISTICS AND TARGETS

18 March 2020 - 31 March 2020 14 Days
% Time Sensor is Active 97%

Glucose Ranges	Targets % of Readings (Time/Day)
Target Range 3.9-10.0 mmol/L	Greater than 70% (16h 48min)
Below 3.9 mmol/L	Less than 4% (58min)
Below 3.0 mmol/L	Less than 1% (14min)
Above 10.0 mmol/L	Less than 25% (6h)
Above 13.9 mmol/L	Less than 5% (1h 12min)

Average Glucose 7.8 mmol/L
Glucose Management Indicator (GMI) 6.7% or 49 mmol/mol
Glucose Variability 32.1%
Defined as percent coefficient of variation (%CV); target ≤36%

TIME IN RANGES

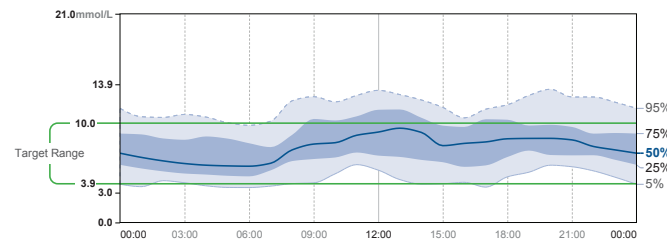


2 Time In Ranges

3 Ambulatory Glucose Profile (AGP)

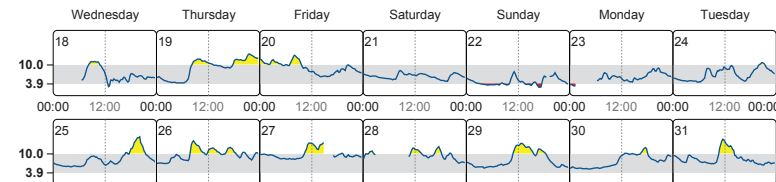
AMBULATORY GLUCOSE PROFILE (AGP)

AGP is a summary of glucose values from the report period, with median (50%) and other percentiles shown as if occurring in a single day.



DAILY GLUCOSE PROFILES

Each daily profile represents a midnight to midnight period with the date displayed in the upper left corner.



4 Daily Glucose Profiles



FreeStyle
Libre 2
FLASH GLUCOSE MONITORING SYSTEM

For illustrative purposes only. Not actual patient data.

* The LibreView website is only compatible with certain operating systems and browsers. Please check www.LibreView.com for additional information.

See guidelines for Time In Range targets and an overview of patient glucose data

1

GLUCOSE STATISTICS AND TARGETS

18 March 2020 - 31 March 2020

14 Days

% Time Sensor is Active

97%

Ranges And Targets For

Type 1 or Type 2 Diabetes

Glucose Ranges

Targets % of Readings (Time/Day)

Target Range 3.9-10.0 mmol/L

Greater than 70% (16h 48min)

Below 3.9 mmol/L

Less than 4% (58min)

Below 3.0 mmol/L

Less than 1% (14min)

Above 10.0 mmol/L

Less than 25% (6h)

Above 13.9 mmol/L

Less than 5% (1h 12min)

Each 5% increase in time in range (3.9-10.0 mmol/L) is clinically beneficial.

Average Glucose

7.8 mmol/L

Glucose Management Indicator (GMI) **6.7% or 49 mmol/mol**

Glucose Variability

32.1%

Defined as percent coefficient of variation (%CV); target ≤36%

Glucose Management Indicator (GMI)

GMI indicates what the patient's approximate A1C level is likely to be, based on the average glucose level from sensor technology readings of 14 or more days

Glucose Variability

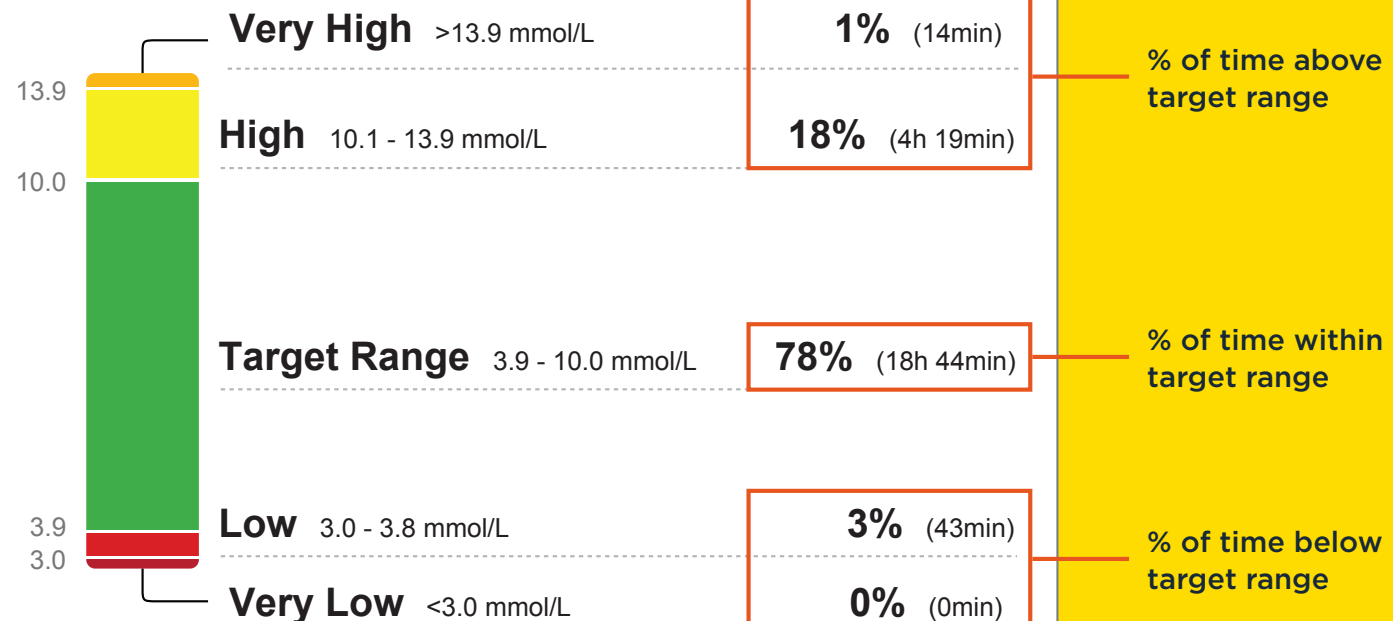
The glucose variability is how far the patient's readings are from their average glucose level

The **recommended Time In Ranges** for adult patients with type 1 or type 2 diabetes who are not pregnant, older, or at risk are provided in this section of the report¹

Quickly assess your patients' Time In Ranges

2

TIME IN RANGES



FreeStyle
Libre 2
FLASH GLUCOSE MONITORING SYSTEM

The primary goal for effective and safe glucose control is to increase Time In Range while reducing Time Below Range¹

For illustrative purposes only. Not actual patient data.

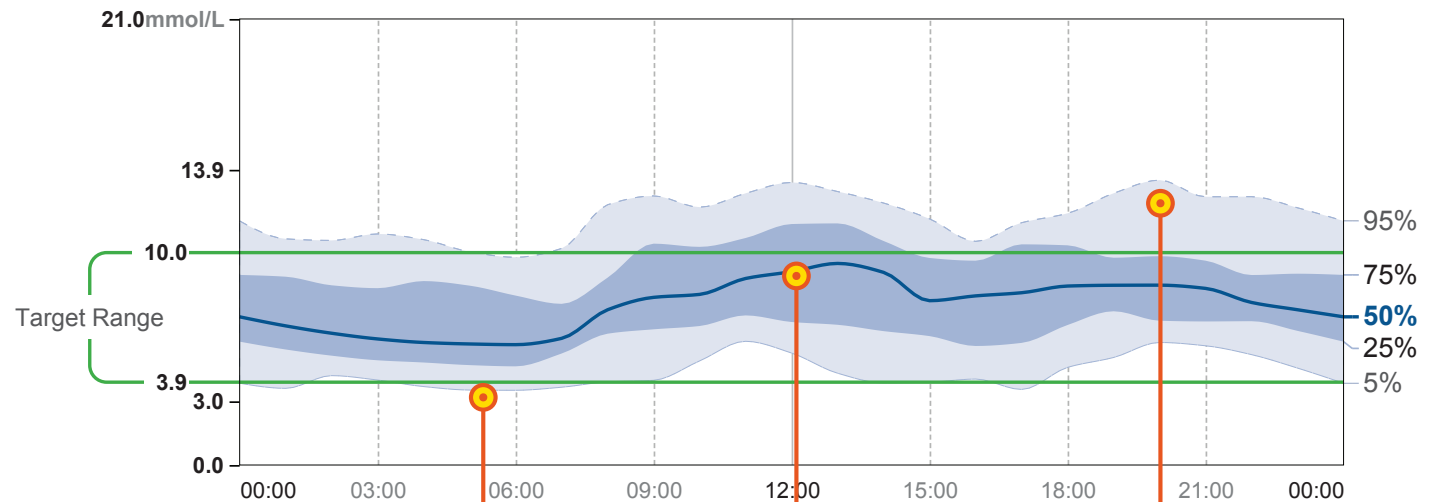
Reference: 1. Battelino T, Danne T, Bergenstal RM, et al. Clinical targets for continuous glucose monitoring data interpretation: recommendations from the international consensus on time in range. *Diabetes Care*. 2019;42(8):1593-1603.

The AGP makes it easy to identify trends and patterns at a glance

3

AMBULATORY GLUCOSE PROFILE (AGP)

AGP is a summary of glucose values from the report period, with median (50%) and other percentiles shown as if occurring in a single day.



AGP when used with Time In Range can reveal when patients are out of their range

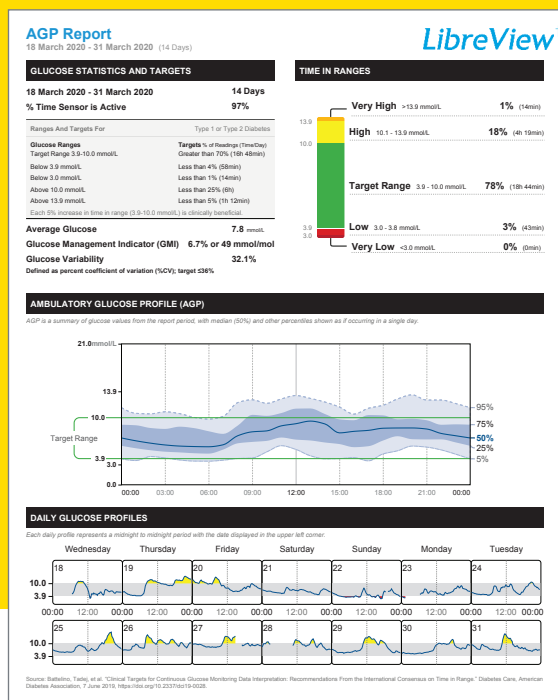
For illustrative purposes only. Not actual patient data.
The AGP requires a minimum of 5 days of glucose data to generate reports and can use a maximum of 90 days of data.
AGP, ambulatory glucose profile.

4

Each daily profile represents a midnight to midnight period with the date displayed in the upper left corner.



7



Make more informed diabetes management decisions* with the AGP report

- Time In Range allows you to quickly assess your patients' time spent above, within, and below target range
- AGP graph helps you see when the patient is out of range
- Identify glucose trends and patterns at a glance


FreeStyle Libre 2
FLASH GLUCOSE MONITORING SYSTEM

Help your patients increase their Time In Range
Prescribe the FreeStyle Libre family of products


life. to the fullest.®
Abbott

For illustrative purposes only. Not actual patient data.

* Treatment decisions should not be based on real-time sensor glucose readings alone but instead should consider all the information on the results screen.

† The LibreView website is only compatible with certain operating systems and browsers. Please check www.LibreView.com for additional information.

© 2022 Abbott. FreeStyle, Libre, and related brand marks are marks of Abbott. Product images are for illustrative purposes only. Other trademarks are the property of their respective owners.

ADC-58610